

**Dr. Burke's ESM-UBT Kit**  
UTERINE BALLOON TAMPONADE

## **Pregna is proud to team up with Vayu Global Health Foundation to introduce Dr. Burke's ESM UBT Kit**

### **Features:**



At a time when Every Second Matters, Dr. Burke's ESM-UBT Kit eliminates the time required in procuring the required components.



It reduces the expense of assembling, procuring and reprocessing the required components from various parties.



Single use device reduces the risk of cross-contamination and reprocessing.



Effective in rapid treatment of PPH, within 5 to 15 minutes after insertion and inflation.



Each kit is assembled with all the components required to adequately handle PPH, making it suitable even for low-resource settings



With all the components packed in a easy to store kit, it increases the efficiency of medical staff in the event of an emergency



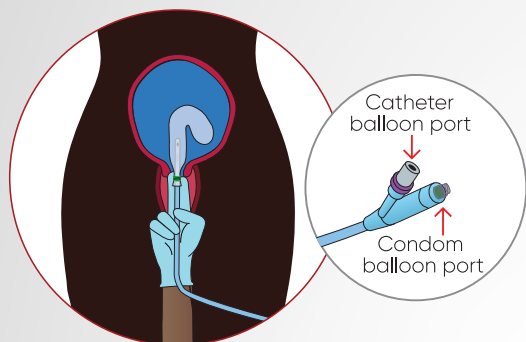
The compactness of the kit allows it to be easily carried from one location to another



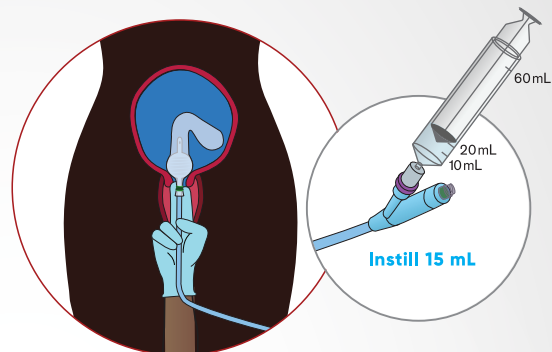
Easy to assemble with minimal training required.

**Dr. Burke's ESM-UBT Kit is a cost effective and widely available solution which helps maximize its reach to every corner of the country.**

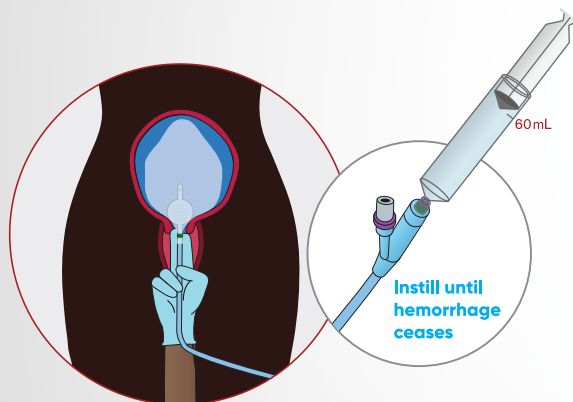
## DR. BURKE'S ESM-UBT KIT PLACEMENT



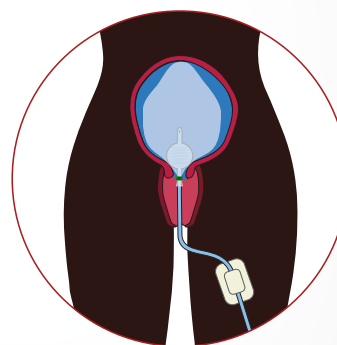
**STEP 1:** Locate the cervix and insert the device.



**STEP 2:** Inflate the balloon of the urinary catheter with saline.



**STEP 3:** Inflate the condom balloon with saline.  
The maximum balloon volume is 500 ml.



**STEP 4:** Secure with the catheter holder.

Download Vayu UBT Mobile App for more information



Enroll for free: ESM-UBT device training course for medical practitioners



Postpartum hemorrhage (PPH) affects 2.8 million women every year who may become disabled or even die from pregnancy related causes. It is the leading direct cause of maternal mortality and estimated to cause 25 % of all maternal deaths and is worldwide.

**Majority of these deaths are preventable.**

Current options for managing PPH include uterotonics, uterine massage, or bimanual compression followed by invasive surgical treatments. When uterotonics fail or are unavailable, health providers have few options.

The uterine balloon tamponade (UBT) is a minimally invasive, easy-to-use, and effective intervention for treating and managing severe postpartum bleeding

The intervention involves inserting a balloon into the uterus and then filling the balloon with liquid, which applies pressure to the uterine until the bleeding stops.

Effective tamponade occurs rapidly, within 5 to 15 minutes after insertion and inflation of the balloon.

Even when UBT cannot completely control severe PPH, it serves a critical role by reducing blood loss until the woman can be transported to a facility with surgical and other treatment options.

---

Designed by



Manufactured &  
Marketed by



🏠 13, Suryoday Estate, 136, Tardeo Rd,  
Janata Nagar, Tardeo, Mumbai,  
Maharashtra 400034 - India

🌐 [www.pregna.com](http://www.pregna.com)

✉ [sales@pregna.com](mailto:sales@pregna.com)

☎ + 91 9833001010

Updated July 21